

## PRO TIP FOR PARENTS

Standard text messaging rates apply.

Use these instructions to sign up for text message notifications when your student's bus is approximately 10 minutes from their pick-up spot and/or 10 minutes from their drop-off spot.

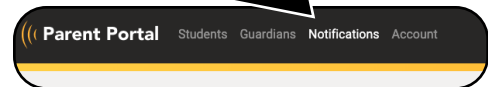
1

Login to SMARTtag Parent Portal at <https://parent.smart-tag.net>

If you have not registered, find instructions here: <https://parent.smart-tag.net/Registration/Requirements>

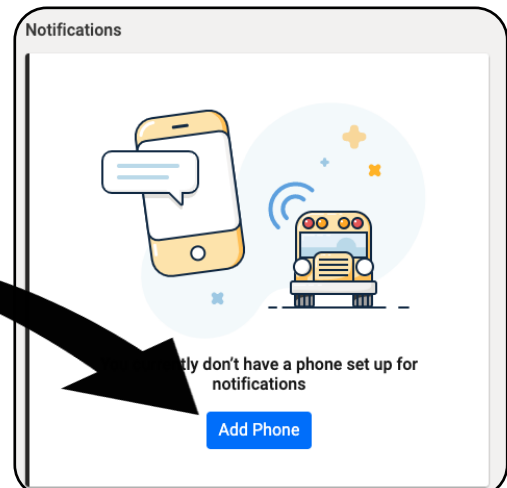
2

Click **Notifications** in the top Menu bar.

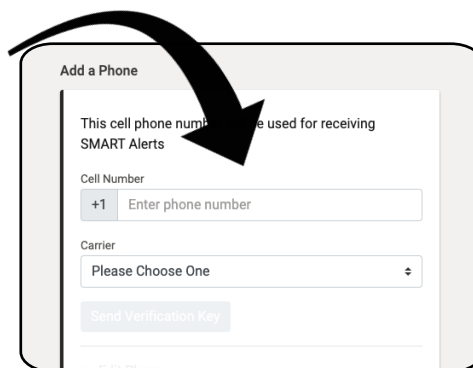


3

Click **Add Phone**.

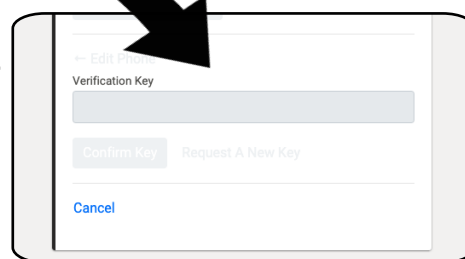


**4** Enter your cell phone number including area code in the box labelled **Cell Number** and select your cell phone **Carrier** from the dropdown list. When this information is entered correctly, click **Send Veriycation Key**.

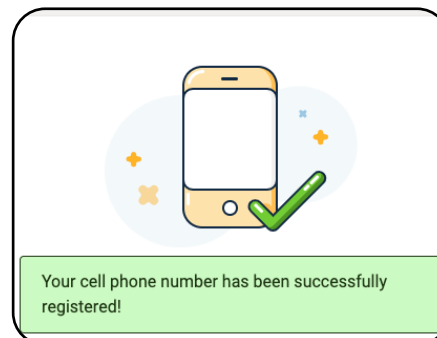
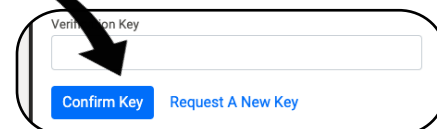


If the **Send Verification Key** button is gray, recheck the **Cell Number** and **Carrier** information.

**5** Check your cell phone for a text message that will contain your **Veriycation Key**. Once you receive your Veriycation Key text message, enter it in the **Veriycation Key** box online then click **Conyrm Key**.

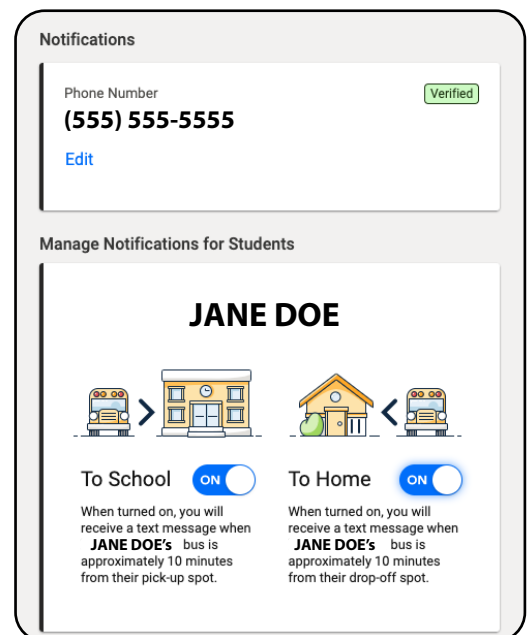


If you do not receive the Veriycation Key text message click **Edit Phone**. If you have already veriyed your phone number is correct, then click **Request a New Key**.



6

Click **Notiycations** on the top Menu bar. Your screen will now look similar to the following. Use the On/Off toggle buttons to receive notifications **To School** and **To Home**.



**Questions? Need Help?**

<https://parent.smart-tag.net/District/Support>